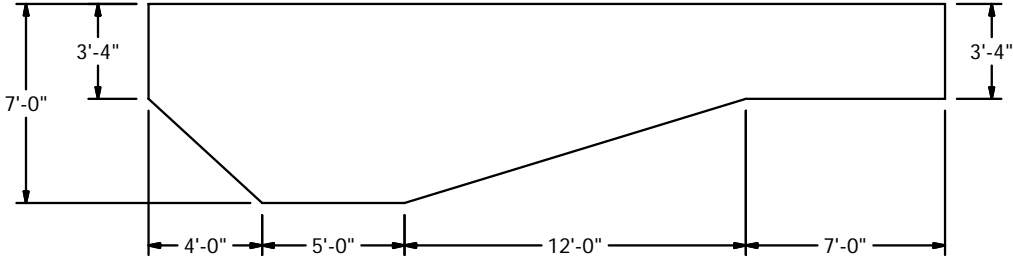
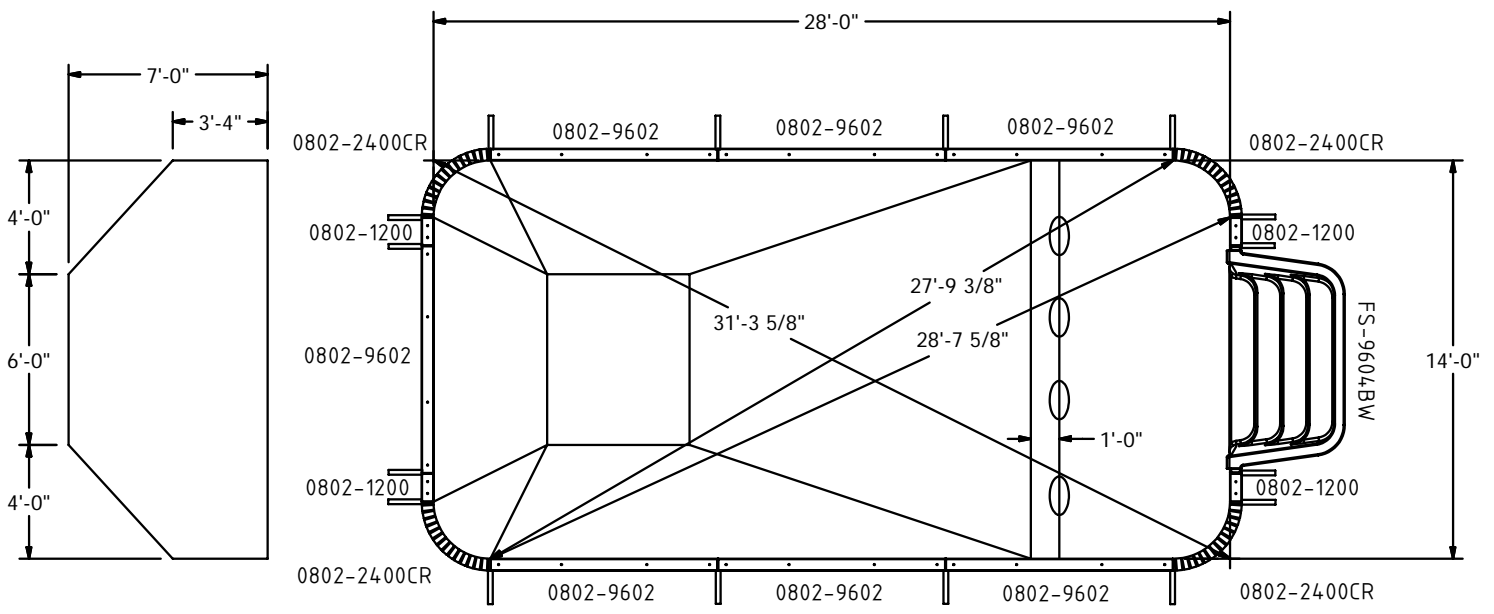



AREA (SQFT): 400

US GAL: 11,800



**BRACE**



MATERIALS		
QTY	PART #	DESCRIPTION
1	FS-9604BW	Fbg Stp 8' Straight 4Trd
4	ST2-1200	Panel 12" (2" Flange)
7	ST2-9602	Panel 96" - 2 Ribs (2" Flange)
4	ST2-2400CR	Panel 2'R Corner (2" Flange)
16	ST-1018NAB	Non-Adjustable Brace
16	ST-1020ENB	Embedded Nut Brc
16	ST-1006DS	Deck Support
1	HW-2002	Hdw Steel/Rrd Kit

COPING		
QTY	PART #	DESCRIPTION
1	HW-2012	Hdw No-Diving Plate (7/Bag)
1	HW-1007	Hdw 12x1" Tek Screws - 100/Box
1	AT-1001W	Alu Txt Clips Wht - 15/Bag
1	AT-2404CRW	Alu Txt 2'R Bull-Corner Wht - 4/Box
1	AT-1444W	Alu Txt 12' Bull Std Str Wht - 4/Box
1	AT-1441W	Alu Txt 12' Bull Std Str Wht - 1/Box

**NSPI SPECIFICATIONS**

THIS POOL IS DESIGNATED UNDER NSPI STANDARDS AS A TYPE 0 POOL.

\*NO DIVING BOARD IS ALLOWED.

\*DIVING IS NOT ALLOWED FROM ANY PART OF THIS POOL.

**NOTES**

- All dimensions given are finished dimensions. The construction methods illustrated here are suggestions and apply only to normal ground conditions. There may be additional precautions and/or methods of construction. The responsibility is the contractor's
- All pools are designed consistent to the guidelines established by NSPI's publication, "Standards for Residential Pools". All pools must be constructed to these standards and your local building codes.
- A safety line, with buoys, is to be permanently attached 1'-0" to the shallow side of the point of first slope change. Different methods and precautions may be dictated by various ground conditions. This is to be determined by and is the responsibility of the contractor who is not an agent of the manufacturer of the comparts.
- Installation is to be done in accordance with all federal, state and local building codes, as well as A.N.S.I./N.S.P.I suggested standards. Bottom specifications must meet or exceed A.N.S.I./N.S.P.I./A.P.S.P recommended standards.

**NO DIVING** DANGER: DIVING MAY RESULT IN SERIOUS INJURY OR DEATH. Signage must be permanently attached around the perimeter of the pool.

-IT IS RECOMMENDED TO NOT INSTALL DIVING BOARDS AND/OR SLIDING EQUIPMENT ON RESIDENTIAL POOLS. If diving boards and/or sliding equipment is installed by the contractor, such diving boards and sliding equipment MUST BE INSTALLED WITHIN THE GUIDELINES ESTABLISHED BY ANS/NSPI/ASPA RECOMMENDED STANDARDS, AND IN ACCORDANCE WITH ALL APPLICABLE STATE AND LOCAL CODES AND REGULATIONS.

**14' X 28' RECTANGLE - 2'R**